

Plan for 2009-2010 Assessment Report Web Presence

Our meeting on this topic on Thursday, September 23, had the following results (my version; please edit with comments, corrections, and updates):

WSU Accreditation site (accreditation.wsu.edu)

Nils will add some kind of pointer to OAI.wsu.edu as the gateway for the assessment portion of the accreditation activity. At a later date, the University's response to the NWCCU July 2009 evaluation, including an IT section, an assessment section, and a Grad School section, will need to be put here.

OAI.wsu.edu

This will be the gateway for assessment reports. The front page will include news, status, and *current year* (2010-2011 information (such as deadlines, stats, and a link to the program information packet) -- **Nils** to draft. It will also include an executive summary of the 2009-2010 report [**Gary**], and an invitation to update your program's report or to join the process [**Nils**].

2009-2010 Report (universityportfolio.wsu.edu/2009-2010)

Joshua will make the site ready to develop in place but in private using Publishing features of the site.

- Home page (formerly known as "dirdash"):
 - 2009-2010 Pilot Year Highlights (exec summary plus link to full report) [**Gary**]
 - Participation chart ("donut") and Overall Mean (Median?) Score Sector graph [**Corinna, Joshua**], with blurb (explanatory text) [**Gary, Nils**]
 - Links to subpages [**Joshua**]
 - Browser(s) to Exhibits [**Nils** to sketch]
- Pilot Year Program Assessment System Scores
 - Blurb [**Gary, Nils**]
 - College sector chart with picker — per-college blurb? [**Corinna, Joshua,**

- Gary]**
 - Program sector chart with picker — per-program blurb (from feedback?) ?
[Corinna, Joshua, Gary]
 - program picker should be preloaded by college picker to include only that college's list?
- WSU Progress at a Glance
 - blurb **[Gary, Nils]**
 - Trait Analysis charts **[Nils, Gary for legends, Peg]**
 - overall (bar chart with standard deviation bars?)
 - per-college(?) (side-by side pies, stacked bars, or...?)
- Work We Can Learn From **[unassigned]**
 - Examples of programs effectively reporting student outcomes on the Big 6
 - blurbs
 - charts
 - Other exemplary programs (?)
 - blurbs
- Document Library **[in place]**
 - Program reports and exhibits
 - OAI Feedback

Timeline

- Friday, October 1 — attempt to freeze 2009-2010 data.
- Friday, October 8— draft report and website available for higher-up review
- Saturday, October 16 — final report and website available to NWCCU

Freeze date: 10/1


OCT 9

WSU Accred

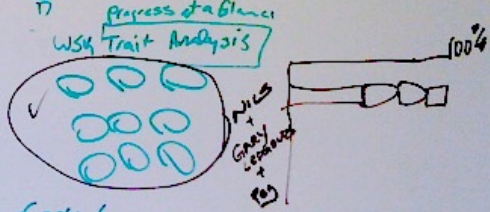
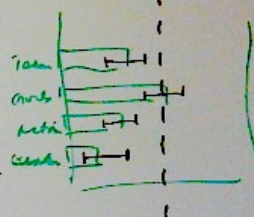
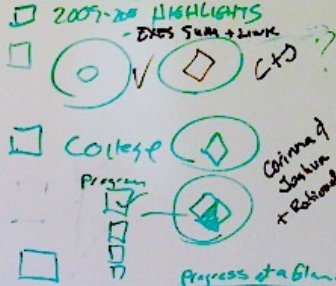
OAI

2009-2010

OTHER



HISTORY
EXEC SUM →
STATUS FOR 2011
INVITE TO UPDATE
TO 2012



facts 6
Exemplary
EXHIBITS/Browsers NILS